

Model KMF 720 | Constant climate chambers with expanded temperature / humidity range

The BINDER KMF ensures absolutely constant test conditions throughout the testing area. A big advantage of this constant climate chamber is its low space requirement and flexibility in terms of water supply. The wide temperature and humidity range make this constant climate chamber ideally suited for stress testing series.

BENEFITS

- Homogeneous climate conditions thanks to APT.line™ technology
- Automatic water and wastewater management
- Humidification with fast response times
- Wide humidity range up to 98 % RH
- Long-term stress testing, e.g. at 85 °C / 85 % RH



Model 720

MAIN FEATURES

- Temperature range: -10 °C to 100 °C
- Humidity range: 10 % RH to 98 % RH
- APT.line™ preheating chamber technology
- Humidity regulation with capacitive humidity sensor and vapor humidification
- Inner chamber made of stainless steel
- BINDER APT-COM™ 3 Basic Edition communication software
- Intuitive touchscreen controller with time-segment and real-time programming with internal data recording
- Tightly-sealed inner door made of tempered safety glass
- 1 stainless steel rack
- Access port with silicone plug, 30 mm, left
- Class 3.1 independent temperature safety device (DIN 12880) with visual and audible temperature alarm
- Computer interface: Ethernet
- Door heating

ORDERING INFORMATION

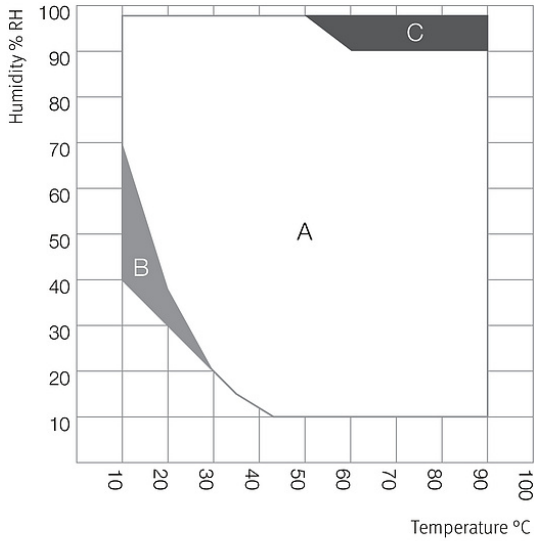
Interior volume [cu.ft.]	Voltage	Option model	Version	Art.-No.
Model KMF 720				
24.7	200...230 V 1 ph 50/60 Hz	Standard	KMF720-230V	9020-0345
	200...240 V 1 ph 50/60 Hz	Standard	KMF720-240V	9020-0346

TECHNICAL DATA

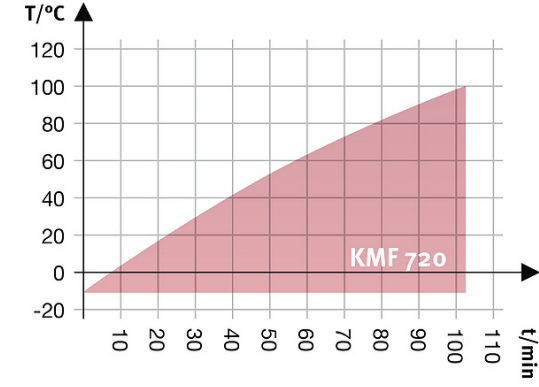
Description	KMF720-230V ¹	KMF720-240V ¹
Article Number	9020-0345	9020-0346
Performance Data Temperature		
Temperature range [°C]	-10...100	-10...100
Average heating-up rate according to IEC 60068-3-5 [K/min]	0.7	0.7
Average cooling down time according to IEC 60068-3-5 [K/min]	0.4	0.4
Max. heat compensation at 25 °C [W]	450	450
Performance Data Climate		
Temperature range [°C]	10...90	10...90
Temperature variation depending on setpoint [± K]	0.1...1	0.1...1
Temperature fluctuation depending on setpoint [± K]	0.1...0.5	0.1...0.5
Humidity range [% RH]	10...98	10...98
Humidity fluctuation depending on setpoint	≤2 ± % RH	≤2 ± % RH
Dew point temperature range [°C]	5...90	5...90
Electrical data		
Rated Voltage [V]	200...230	200...240
Power frequency [Hz]	50/60	50/60
Nominal power [kW]	3.1	3.1
Unit fuse [A]	16	16
Phase (Nominal voltage) [ph]	1	1
Measures - Outer dimensions		
Width net [mm]	1250	1250
Height net [mm]	1925	1925
Depth net [mm]	890	890
Wall clearance back [mm]	100	100
Wall clearance sidewise [mm]	100	100
Measures - Doors		
Inner doors	2	2
Unit doors	2	2
Measures - Internal Dimensions		
Width [mm]	973	973
Height [mm]	1250	1250
Depth [mm]	576	576
Measures		
Interior volume [L]	700	700
Net weight of the unit (empty) [kg]	295	295
permitted load [kg]	150	150
Load per rack [kg]	45	45
Environment-specific data		
Energy consumption at 85 °C and 85 % RH	900 Wh/h	900 Wh/h
Sound-pressure level [dB(A)]	56	56
Fixtures		
Number of shelves (std./max.)	1/15	1/15

¹ All technical data is specified for unloaded units with standard equipment at an ambient temperature of +22 °C ±3 °C and a power supply voltage fluctuation of ±10 %. The temperature data is determined in accordance to BINDER factory standard following DIN 12880, observing the recommended wall clearances of 10 % of the height, width, and depth of the inner chamber. Technical data refers to 100 % fan speed. All indications are average values, typical for units produced in series. We reserve the right to change technical specifications at any time.

CHARTS

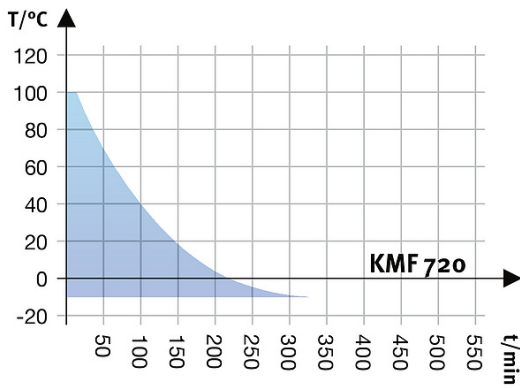


A: Guaranteed condensation-free range
 B: Time-limited operation (max. 24 hours)
 C: Condensation in the inner chamber may be possible

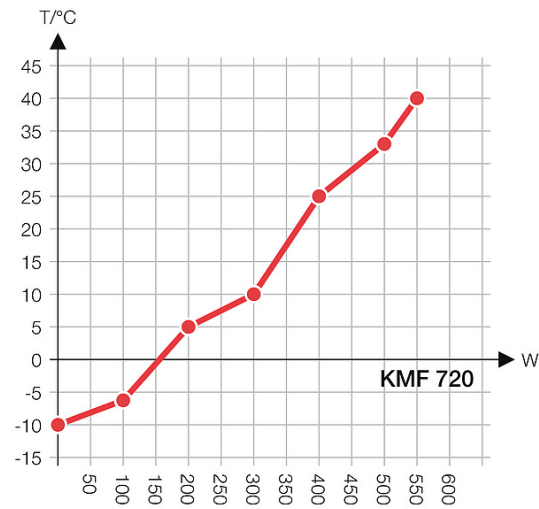


Heating up rate

Climate chart



Cooling down rate



Heat compensation chart

OPTIONS AND ACCESSORIES

Designation	Description	*	Art.-No.
	left		
	30 mm	01	8012-1446
	50 mm	01	8012-1476
	100 mm	01	8012-1342
	right		
Access port with silicone plug	30 mm	01	8012-1440
	50 mm	01	8012-1470
	100 mm	01	8012-1339
	top		
	30 mm	01	8012-1452
	50 mm	01	8012-1458
	100 mm	01	8012-1464
Alarm output, zero-voltage	for temperature (± 2 °C) and humidity (± 5 % RH), accessible via 6-pin DIN socket (max. 24 V - 2.5 A), with audible signal that can be switched off	-	8012-1678
Analog output, 4 – 20 mA	for temperature and humidity values (output not adjustable)	-	8012-1681
BINDER Pure Aqua Service	system for preparation or complete desalination of tap water, containing single-use cartridge, hoses and measuring device	-	8012-0759
BINDER Pure Aqua Service, accessories	Single-use, replacement cartridge for BINDER Pure Aqua System	-	6011-0165
Calibration certificate, expanded	for temperature and humidity; for extending the measurement in center of chamber to include another test value	-	8012-1191
	temperature measurement incl. certificate and 27 measuring points at specified temperature	-	8012-1606
Calibration certificate, temperature	temperature measurement incl. certificate, 15- 18 measuring points at specified temperature	-	8012-1586
	temperature measurement incl. certificate, 9 measuring points at specified temperature	-	8012-1565
Calibration certificate, temperature and humidity	temperature (according to DIN12880) and humidity measurement incl. certificate, 27 temperature measuring points and 1 humidity measuring point, at 25 °C / 60 % RH or at specified values	-	8012-1612
Class 3.3 independent temperature safety device	with visual alarm (DIN 12880) 200...240 V option model	-	8012-1675
Door lock	lockable door handle	-	8012-1727
Inner chamber, reinforced	including 2 reinforced racks (max. total load 250 kg, max. load per rack 70 kg)	-	8012-0675
	RS 422 cable set and RS 232 / RS 422 interface converter for connection to 10-way plug distributor or for connection to a unit		
	120 V, 60 Hz option model	-	8012-0557
	230 V, 50/60 Hz option model	-	8012-0556
Interface converter	RS 422 cable set and RS 422 / Ethernet interface converter for connection to 10-way plug distributor or for connection to a unit		
	120 V, 60 Hz option model	-	8012-0405
	230 V, 50/60 Hz option model	-	8012-0380
Interface converter, USB / RS422	RS 422 cable set and RS 422 / USB interface converter for connection to 10-way plug distributor or for connection to a unit (USB-powered converter)	-	8012-0665
pH-neutral detergent	concentrated, for gentle remove of residual contaminants; 1 kg	-	1002-0016
Pt 100 temperature sensor	additional Pt 100, with flexible cable installed with external connection, incl. 6-pin DIN socket	-	8012-1682
Rack	stainless steel	-	6004-0106
Rack accessories	Rack accessories – fasteners (1 set of 4) for additional security of racks	-	8012-0620
Rack, reinforced	stainless steel, with 1 set of 4 fasteners, max. load 70 kg	-	8012-0674
RS 422 interface	modular plug distributor for 10 RS 422 interfaces	-	8012-0295
RS 422 interface, cable (15 m)	RS 422 connection cable (15 m) between plug distributor and RS 422 interface	-	5023-0036
RS 422 interface, cable (50 m)	RS 422 extension cable (50 m) between interface converter and unit or RS 232 / RS 422 plug distributor	-	5023-0117

* Notes › See last page

Designation	Description	*	Art.-No.
RS 485, 2-wire	Additional serial interface can be used parallel to Ethernet, for communication software	-	8012-1712
Shelf, perforated	stainless steel	-	8009-0486
Shelf, reinforced	positioned at bottom level, max. load 67 kg, with additional attachment for operation of shaking device, stirring device or roller bottle system	-	8012-1493
Software	APT-COM™ communications software		
	version 2 to 3, GLP edition	19	9053-0016
	version 3, BASIC edition	19	9053-0014
	version 3, GLP edition	19	9053-0015
	version 3, STANDARD edition	19	9053-0013
	APT-COM™ communications software, price: for free		
	version 3, GLP DEMO Edition	19	9053-0008
Water supply set	external, consisting of fresh- and waste-water containers (20 liters each), cabling and pump	-	8012-0643

* Notes › See last page

SERVICES

Designation	Description	*	Art.-No.
Installation services			
Data Logger Kit installation service	and set up of unit at operating location, connect to existing connections	13, 18	DL100300
	unit function instructions for operation and programming of the controller	18	DL100700
Preventive maintenance			
Preventive maintenance	Execution of equipment inspection according to maintenance plan	14, 18	DL200400
Calibration services			
Calibration temperature and humidity	including certificate, one measuring point in center of chamber at 25 °C / 60 % RH or at specified values	14, 16, 17, 18	DL300301
Temperature and humidity measurement according to DIN12880	including certificate (27 temperature measuring points and 1 humidity measuring point, at 25 °C / 60 % RH or at specified values)	14, 16, 17, 18	DL300427
Temperature measurement 18 temperature measuring points and 1 humidity measuring point	including certificate, 18 temperature measuring points and 1 humidity measuring point in center of chamber, at 25 °C / 60 % RH or at specified values	14, 16, 17, 18	DL300318
Temperature measurement 27 temperature measuring points and 1 humidity measuring point	including certificate, 27 temperature measuring points and 1 humidity measuring point in center of chamber, at 25 °C / 60 % RH or at specified values	14, 16, 17, 18	DL300327
Temperature measurement 9 temperature measuring points and 1 humidity measuring point	including certificate, 9 temperature measuring points and 1 humidity measuring point in center of chamber, at 25 °C / 60 % RH or at specified values	14, 16, 17, 18	DL300309
Validation services			
Data Logger Kit validation service	in accordance with qualification folder	15, 18, 20	DL420300
Execution of IQ/OQ/PQ	in accordance with customer's requirement, price: on request	15, 18	DL440500
Qualification folder IQ/OQ	supporting documents for validation performed by customer, consisting of: IQ/OQ checklists, unit schematics, QM certificate in accordance with ISO 9001	15, 18, 20	8012-0879
Qualification folder IQ/OQ/PQ	supporting documents for validation performed by customer, in accordance with customer's requirement, extension of Qualification folder IQ/OQ by chapter PQ	15, 18	8012-0966
Warranty service			
Extension of the warranty from 2 to 3 years	beginning with the date of delivery, wearing parts are not included	-	DL024041
Extension of the warranty from 2 to 5 years	beginning with the date of delivery, wearing parts are not included	-	DL024042

* Notes › See last page

NOTES

- 01 Condensation may occur in the area around the access port. Access ports may be placed in custom locations for an additional charge.
- 02 UL mark is not granted when this option is used.
- 03 Heat resistant only to max. 200 °C.
- 04 Only available on units rated for 230 V.
- 06 Heating-up time may increase as a result of the lower heat conductivity.
- 09 Not in conjunction with the optional access port, door with window and interior lighting.
- 10 Not available on 23-liter units.
- 11 Not available on 23- or 53-liter units.
- 12 Only available on units rated for 230 V or 400 V.
- 13 Installation and connections take place at unit location; transport within the company only upon consultation.
- 14 We recommend a BINDER service contract (see the chapter on BINDER Service) to cover unit inspections, calibrations and validations.
- 15 OQ according to Yellow Paper = completed factory validation documentation of all OQ checklists.
- 16 Sensor calibration is performed in an accredited calibration laboratory.
- 17 Calibration is performed according to the BINDER factory standard.
- 18 Quoted prices do not include travel costs. Please refer to the chapter on BINDER Service for travel costs for your region. Quoted prices for services performed in Switzerland do not include a country-specific added fee (available on request).
- 19 For additional accessories, refer to the Process documentation chapter.
- 20 When ordering IQ/OQ qualification folders and associated IQ/OQ execution on one order, we offer a 15 % discount for both items.
When ordering IQ/OQ/PQ qualification folders and associated IQ/OQ/PQ execution on one order, we offer a 15 % discount for the item of the IQ/OQ/PQ folder.